



## Double Swivel Ring Codipro SS DSR

### Product information



Stainless Steel Double Swivel Ring: SS DSR.

Double articulation allows it to line up perfectly with the sling.

From M8 to M30 as standard; for loads from 0.3 t to 3 t.

#### Features:

- Rotatable under load.
- Two ways of tightening:- Allen key or torque wrench (also for external hex)

**Material:** AISI 316 L

**Marking:** According to standard, CE-marked

**Temperature range:** -20°C up to + 200°C







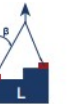



**Standard:** EN 1677-1  
*except grade/WLL*

**Safety factor:** 5:1

Part Code	WLL ton	Thread	Torque Nm	A mm	B mm	C mm	D mm	E mm	F mm	G mm	H mm	L1 mm	S1 mm	S2 mm	Weight kg
NS8KL06SS.DSR	0.1	M 6 (x1)	4	32	30	30	39	28	13	53	9.5	15	8	16	0.3
NS8KL08SS.DSR	0.3	M 8 (x1.25)	6	32	30	30	39	28	13	53	9.5	16	8	16	0.3
NS8KL10SS.DSR	0.5	M 10 (x1.50)	10	32	30	30	39	28	13	53	9.5	16	8	16	0.3
NS8KL12SS.DSR	0.8	M 12 (x1.75)	15	32	30	30	39	28	13	53	9.5	19	8	16	0.3
NS8KL14SS.DSR	1	M 14 (x2)	30	44	40	45	53	38	17	76	13	29	8	20	0.9
NS8KL16SS.DSR	1.4	M 16 (x2)	50	44	40	45	53	38	17	76	13	26	8	20	0.9
NS8KL18SS.DSR	1.4	M 18 (x2.5)	70	44	40	45	53	38	17	76	13	30	8	20	1
NS8KL20SS.DSR	1.4	M 20 (x2.5)	100	44	40	45	53	38	17	76	13	30	8	20	1
NS8KL22SS.DSR	2.2	M 22 (x2.5)	120	62	55	58	83	56	25	115	19	42	14	24	2.5
NS8KL24SS.DSR	2.7	M 24 (x3)	160	62	55	58	83	56	25	115	19	42	14	24	2.6
NS8KL27SS.DSR	2.8	M 27 (x3)	200	62	55	58	83	56	25	115	19	42	14	24	2.7
NS8KL30SS.DSR	3	M 30 (x3.5)	250	62	55	58	83	56	25	115	19	47	14	24	2.8

## Technical data

5:1

METRIC THREADS		Torque (Nm)										
Number of rings			1	2	1	2	2			3 → 4		
Lifting angle $\beta$			0°	0°	0°	0°	0° → 45°	45° → 60°	Asymmetric	0° → 45°	45° → 60°	Asymmetric
Loading angle $\alpha$			0°	0°	90°	90°	0° → 45°	45° → 60°		0° → 45°	45° → 60°	
SS.DSR M 6	4	0,20	0,40	0,10	0,20	0,14	0,10	0,10	0,21	0,15	0,10	
SS.DSR M 8 / SS.FE.DSR M 8	6	0,40	0,80	0,30	0,60	0,42	0,30	0,30	0,63	0,45	0,30	
SS.DSR M 10 / SS.FE.DSR M 10	10	0,70	1,40	0,50	1,00	0,70	0,50	0,50	1,05	0,75	0,50	
SS.DSR M 12 / SS.FE.DSR M 12	15	0,90	1,80	0,80	1,60	1,12	0,80	0,80	1,68	1,20	0,80	
SS.DSR M 14 / SS.FE.DSR M 14	30	1,20	2,40	1,00	2,00	1,40	1,00	1,00	2,10	1,50	1,00	
SS.DSR M 16 / SS.FE.DSR M 16	50	1,50	3,00	1,40	2,80	1,96	1,40	1,40	2,94	2,10	1,40	
SS.DSR M 18 / SS.FE.DSR M 18	70	1,50	3,00	1,40	2,80	1,96	1,40	1,40	2,94	2,10	1,40	
SS.DSR M 20 / SS.FE.DSR M 20	100	1,50	3,00	1,40	2,80	1,96	1,40	1,40	2,94	2,10	1,40	
SS.DSR M 22 / SS.FE.DSR M 22	120	2,80	5,60	2,20	4,40	3,08	2,20	2,20	4,62	3,30	2,20	
SS.DSR M 24	160	2,80	5,60	2,70	5,40	3,78	2,70	2,70	5,67	4,05	2,70	
SS.DSR M 27	200	2,90	5,80	2,80	5,60	3,92	2,80	2,80	5,88	4,20	2,80	
SS.DSR M 30	250	3,00	6,00	3,00	6,00	4,20	3,00	3,00	6,30	4,50	3,00	

max. load in t

# Blueprint

